

the

# Douglas

## Electric Lighting Set



DOUGLAS MOTORS LTD.  
KINGSWOOD——BRISTOL.  
*SHOWROOMS:*  
LONDON——BRISTOL.



MOTOR CYCLE MANUFACTURERS  
BY APPOINTMENT TO H.M. THE KING.



"Lightens the Dangers of Night Riding."

# THE Douglas ELECTRIC LIGHTING SET

MODEL E.W.

DOUGLAS MOTORS LTD.  
KINGSWOOD, BRISTOL.



... The ...

# Douglas

## Electric Lighting Set.


**D**ESIGNED in keeping with the general appearance of the machine, the neat aluminium covered generator is mounted in an accessible position, and adds to the appearance of the machine.

The necessary cables are neatly carried to the cut-out situated in a protected position under the tank, and further cables connect up the head and tail lamps.

The whole switching of the system is controlled at the back of the lamp, where it is most convenient, being under the eye of the driver.



The system is simplicity itself with the added advantage that the generator can always be removed and the fixing hole blanked off, which means the machine need not be out of commission should a slight defect become manifest in the generator.

The electrical output of the generator is approximately 22 watts at a road speed, in top gear, of 20 m.p.h., and when head and tail lamps are on, the current consumption does not exceed 2.25 amps, and the cut-out is set to bring the generator into operation between 10 12 m.p.h. in top gear.




Wonderfully light and neat, this type of generator has proved the ideal all-weather outfit, and its reliability is evidenced by the guarantee of the Manufacturers.

Waterproof cut-out with sealed cover.



This view of the back insulated panel shows the substantial terminals which under all conditions of road surface retain a perfect hold on the cables.



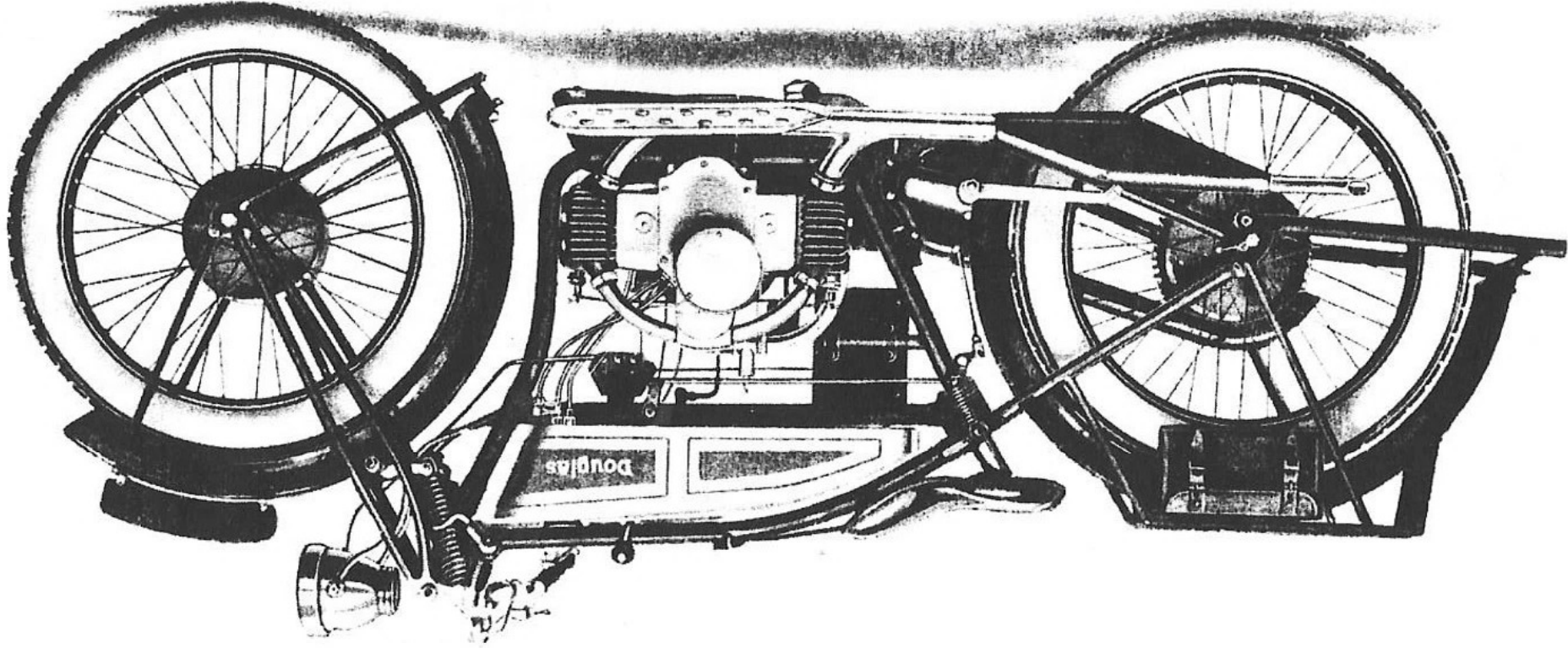
**T**HE switch is situated at the back of the lamp, with the usual positions —off, dim, full. The generator is always in circuit for charging the battery as in modern car practice.

The head lamp is carried on the usual Douglas pattern brackets which are of particularly strong section.



**Neat  
Clean  
Reliable.**

All existing E.W. Machines can be fitted  
with this splendid lighting set.  
It has been tested under all cycling con-  
ditions and proved conclusively the most  
efficient method of electric lighting for  
Motorcycles yet evolved.



**PRICE:**  
Solo

**£8-0-0**

Combination

**£9-10-0**